








**CHAPTER 1: SHAPE AND SPACES**

**Inside - Outside**


The Arab  and his Camel. 

It was a cold winter day. The  was travelling on the  back. At night, the  pitched his tent  and went **inside** it. The  was **outside**.

May I put my neck **inside**?  
It is too cold **outside**.



Okay!  
You may put your neck **inside**.





May I put my front legs **inside**?  
It is too cold **outside**.



Okay! You may put your front legs **inside**.




Can I come **inside**?  
It is too cold **outside**.



Oh! No the tent is too small for both of us.

So I am coming **inside** and you go **outside**.



-  Camel
-  Arab
-  Tent

# Bigger - Smaller

Tick (✓) the bigger.



Tick (✓) the smaller.



Tick (✓) the tyre.

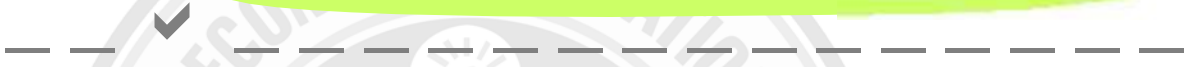


ION (S)



# Biggest-Smallest

Tick (✓) the **smallest** tree.



Tick (✓) the **biggest** animal.



Tick (✓) the **smallest** fruit.



Tick (✓) the **biggest** bubble.



DEPARTMENT of Education  
Government of Manipur

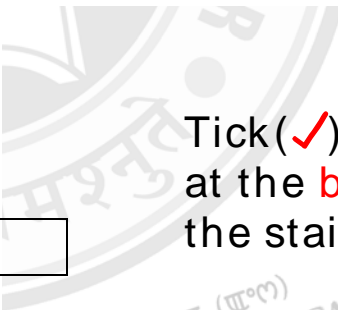
 Top-Bottom



Tick (✓) the pot on the **top**.



Tick (✓) the animal at the **bottom** of the stairs.


  
 DEPARTMENT OF EDUCATION (S)
   
 Department of Manipur






# Nearer-Farther


Tick(✓) the bird **nearer** to home.



Tick(✓) the cat **farther** from the tree.



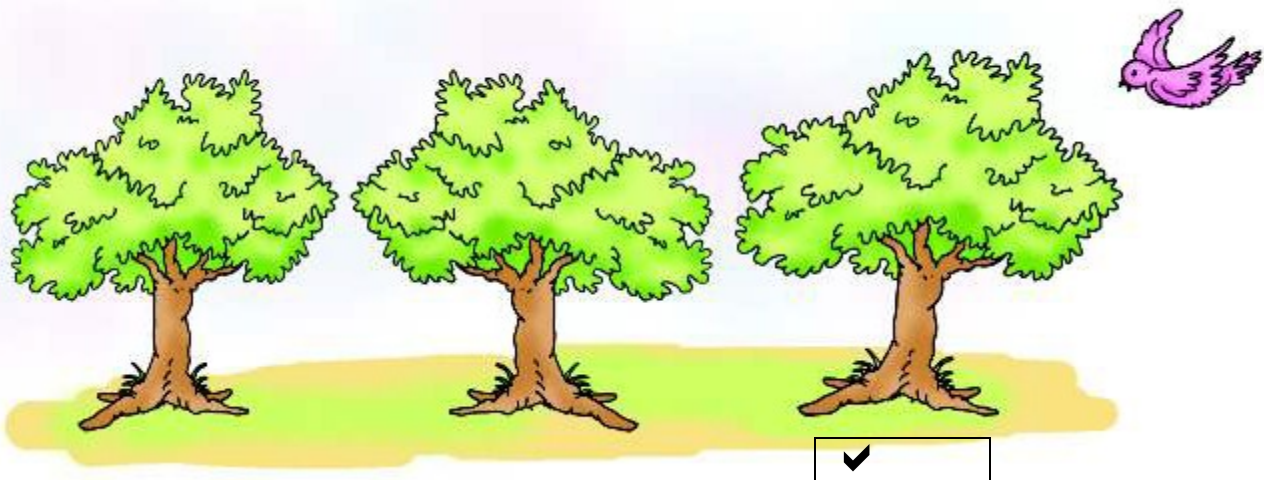
# Nearest-Farthest



Tick (✓) the puppy **farthest** from the tree.

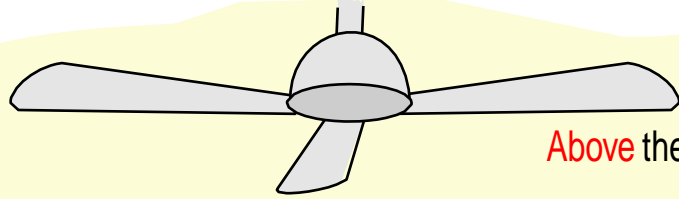


Tick (✓) the tree **nearest** to the bird.





# On-Under Above-Below



Above the table



Below the fan

On the table



Under the table







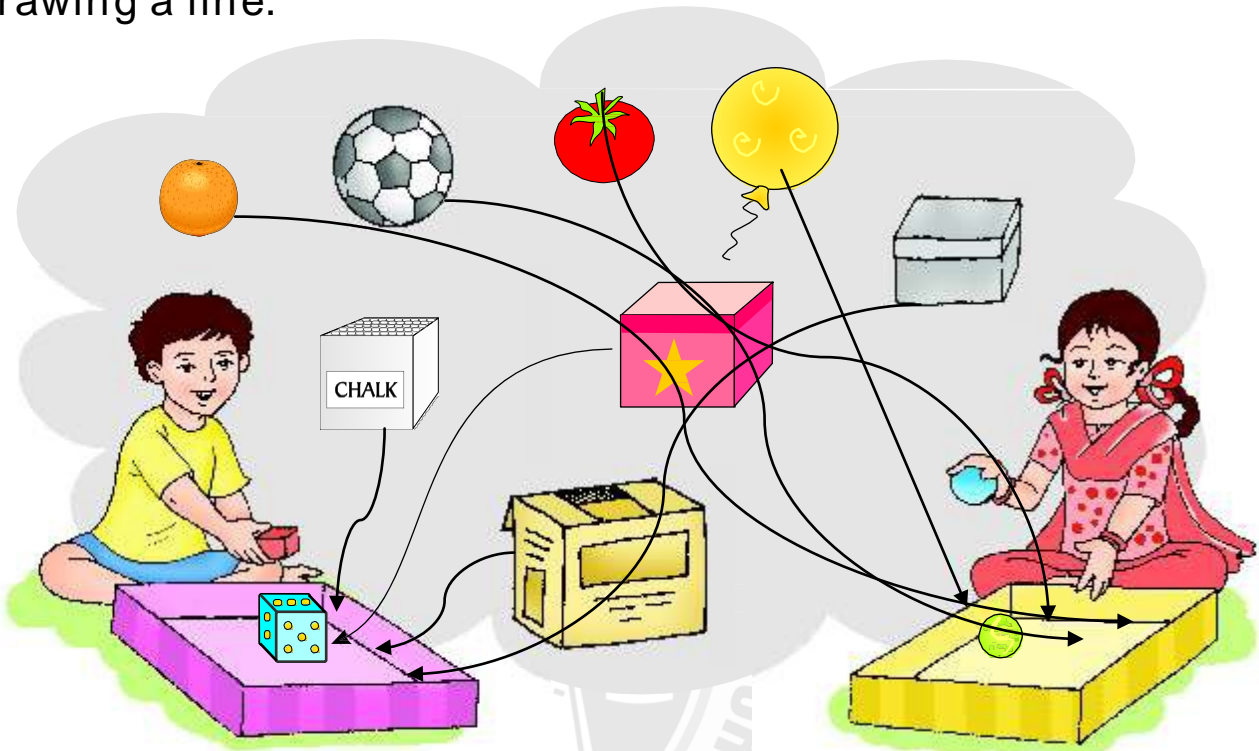
Discuss near-far, top-bottom.






# Shapes around us

Put the shapes in the pink and yellow boxes by drawing a line.

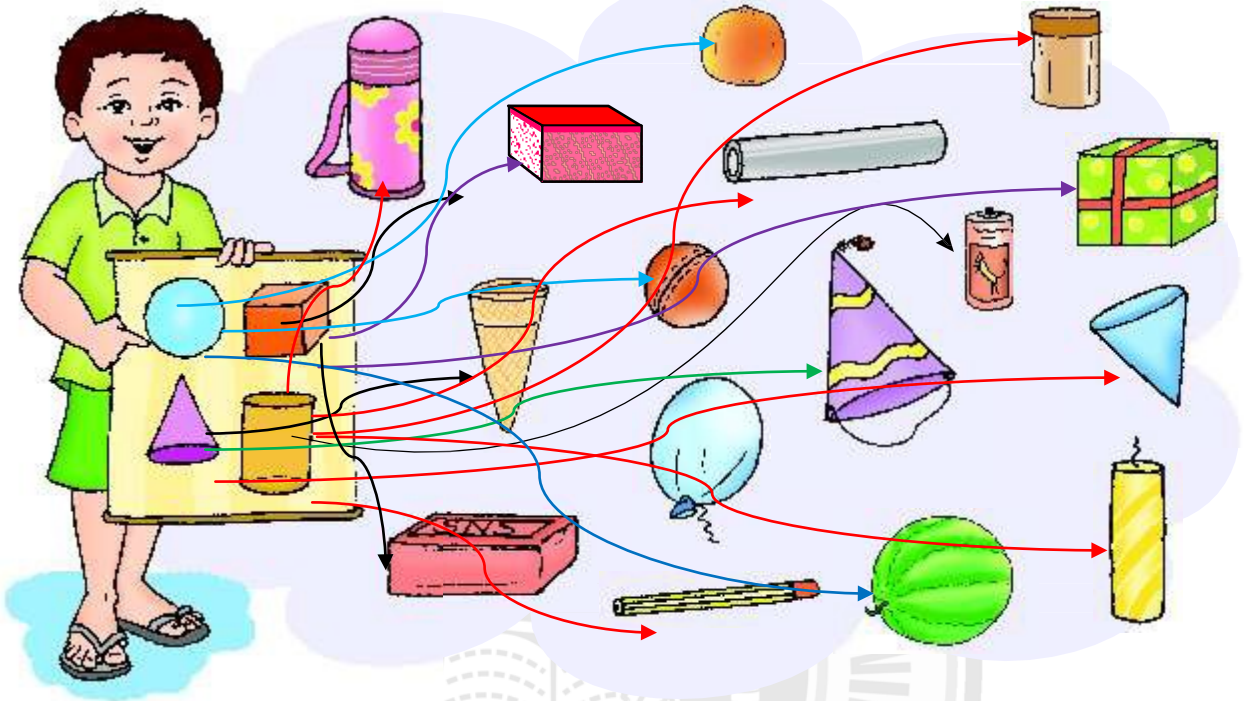


Match the similar shapes by drawing a line.


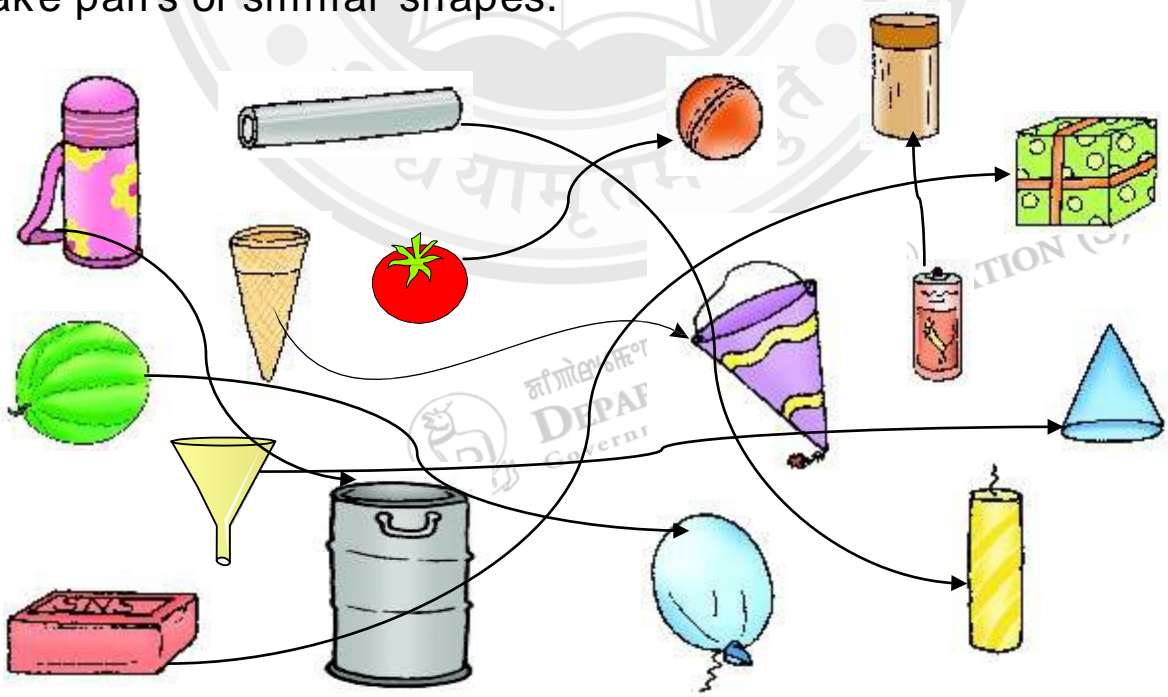


# Sorting

Sort shapes by joining with similar shapes.




Make pairs of similar shapes.





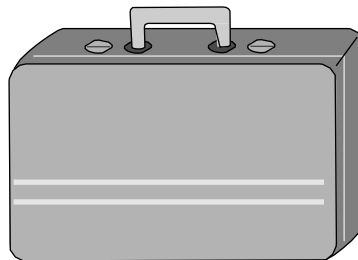

# Rolling - Sliding



Tick (✓) the objects that will roll.



Tick (✓) the objects that will slide.





## Wise Grandmother

Once there was a Lamb going to see his grandmother.



On the way, through the jungle he met a wolf.

I am going to eat you.



Please let me go! I am going to meet my grandmother. You can eat me when I return.



Okay, you may go.

When he was about to return, he told the grandmother about the wolf.



The grandmother gave him an idea.

Go, and hide yourself in a dholak.



He did so!





The grandmother rolled the dholak on the road.



The lamb saw the wolf waiting for him.

Did you see a lamb coming this way?

No!



The dholak started rolling down.

The wolf grew suspicious and started running behind the dholak.




Before the wolf could catch him, the lamb reached home and was thankful to his grand mother.





# Shapes

MATCH THE SAME SHAPES OF SAME SIZE.



BOARD OF SECONDARY EDUCATION, MANIPUR  
DEPARTMENT OF EDUCATION (S)  
Government of Manipur





MATCH THE SAME SHAPES.

The image shows a matching exercise with the following shapes and connections:



- Top Row (Left to Right):** A pentagon, a semi-circle, a rectangle, a triangle, a parallelogram, and a circle.
- Bottom Row (Left to Right):** A triangle, a circle, a trapezoid, a square, a rectangle, and a semi-circle.
- Connections (Arrows):**
  - A black arrow connects the top pentagon to the bottom trapezoid.
  - A black arrow connects the top semi-circle to the bottom semi-circle.
  - A black arrow connects the top rectangle to the bottom rectangle.
  - A black arrow connects the top triangle to the bottom triangle.
  - A black arrow connects the top parallelogram to the bottom parallelogram.
  - A black arrow connects the top circle to the bottom circle.
  - A cyan arrow connects the top rectangle to the bottom square.

Watermark text: BOARD OF SECONDARY EDUCATION MANIPUR  
 DEPARTMENT OF EDUCATION (S)  
 Government of Manipur




Colour the smallest shape.

Ans: Color the ( ✓ ) Symbol





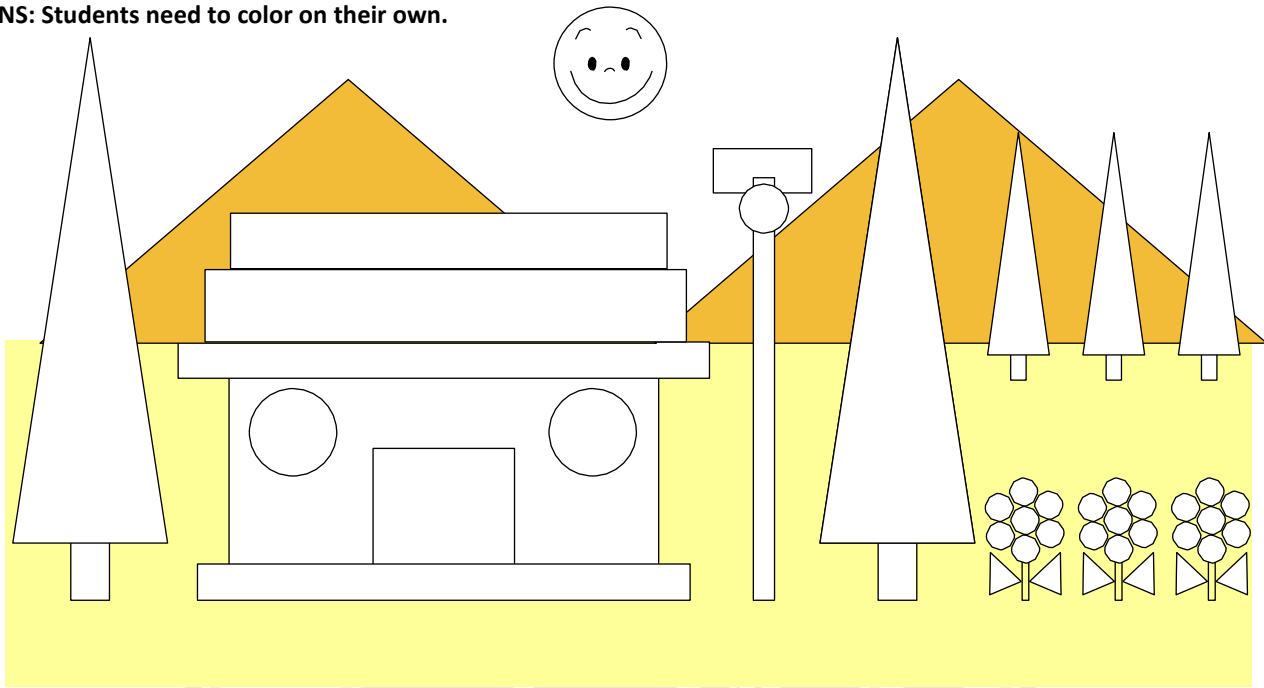
Join the similar shapes.



BOARD OF SECONDARY EDUCATION, MANIPUR  
DEPARTMENT OF EDUCATION (S)  
Government of Manipur

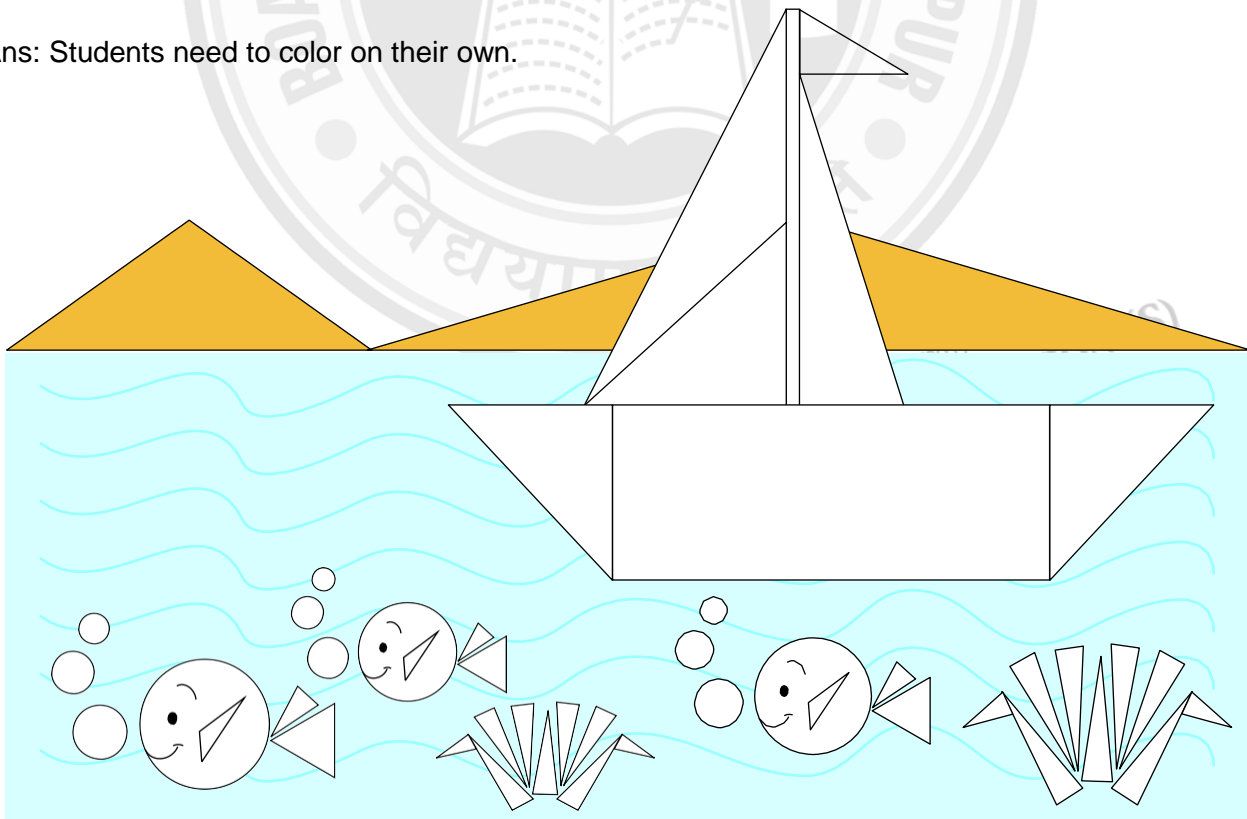
Colour ▲ green, ● red and ■ blue.

ANS: Students need to color on their own.




Colour ▲ green, ● pink and ■ yellow.

Ans: Students need to color on their own.





Makes similar figures using the shape kit given at the back of the boxes.



Ans: SELF-STUDY.

