

UNIT-I

1

MYSELF

Two little eyes to see,
Two little ears to hear,



Two little lips to smile,
Two rows of teeth to bite,



Two useful hands to work,
Two longer legs to walk,



Only one egg-like head,
O'er all these busy parts
Telling do this, do that.



- * The teacher should recite the poem with appropriate gestures and sound/pronunciation & the children should follow it.
- * Later on, the children should recite the poem on their own.

2

SELF-HELP

Remember only those that you can do yourself:

1. (a) I am a little boy.
(b) I eat food myself.




Eating on time

2. (a) There is a banana.
(b) I eat it myself.




3. (a) There is a bag.
(b) I myself pack the bag.



4. (a) These are dresses for school.
(b) I dress myself for school.



5. (a) She is my mother.
(b) He is my father.



6. (a) They are my friends.
(b) They play with me.



EXERCISES

I. A. Say these words with your teacher:

P	pet	pin	pet
B	bet	bin	bet

B. What do we put in

- | | |
|---------------|------------|
| 1. an album ? | 1. ph..... |
| 2. the oven ? | 2. p..... |
| 3. a jug ? | 3. w..... |
| 4. a vase ? | 4. f..... |
| 5. a purse ? | 5. m..... |

II. Put the words beginning with a, b and c in the right columns below.

basket car album cat
 bag apple cap ant bus

a	b	c

III. Add-r or -er to these words and match them with the correct pictures with lines :



drive



teach

play



write



sing



dance



IV. Use **there is or **there are** in the blanks.**

1. two dogs running behind you.
2. a bee in this room.
3. a worm in my apple.
4. nuts on this cake.
5. three books on the table.

V. Look at the pictures and read aloud the sentences given against them :

1. (a) There is a shower.
(b) I bathe myself.



2. (a) There is the tooth brush.
(b) I brush my teeth.



3. (a) There are shoes.
(b) I tie my shoe laces.



4. (a) There is water.
(b) I wash my hands with water.



5. (a) There is a book
(b) I do my homework.



6. (a) There are toys.
(b) I play with my toys.



VI. Fill in the blanks with *am* or *is* or *are*:

1. They good.
2. She good.
3. He good.
4. I good.

VII. Answer the questions and tell about yourself:

1. What is your name ?
2. Where do you live ?
3. What is your father's name ?
4. What is your mother's name ?
5. In which school do you study ?
6. In which class are you reading ?

VIII. Look at the pictures and fill in the blanks:

1. The girl is



2. She is



3. The boy is



4. The girl is



5. She is



WORK SHEET 1

2014						
সান্দেই-সেখসাই-একুগু			January	পাইনু-বাকচিং-ফাইবোণ		
SUN	MON	TUE	WED	THU	FRI	SAT
			৩০ 1 পোইনু থাশি	2 বাকচিং 1	২ 3 ৩ বাকচিং	4 বাকচিং 8
5 বাকচিং ৫	6 বাকচিং ৬	7 বাকচিং ৭	8 বাকচিং ৮	9 বাকচিং ৯	10 বাকচিং ১০	১১ 11 একাদশী
১২ 12 IMOINU IRATPA	১৩ 13 GAN NGAI	১৪ 14 MAKAR SANGKRANTI	15 বাকচিং ১৪	১৫ 16 পূর্নিমা	17 বাকচিং ১৬	18 বাকচিং ১৭
19 বাকচিং ১৮	20 বাকচিং ১৯	২০ 21 STATEHOOD DAY	22 বাকচিং ২১	23 বাকচিং ২২	24 বাকচিং ২৩	25 বাকচিং ২৪
২৫ 26 REPUBLIC DAY	২৬ 27 একাদশী	28 বাকচিং ২৭	29 বাকচিং ২৮	২৯ 30 ৩০ থাশি	31 ফাইবোণ ১	

1. Fill in the missing days or months:

(a) Monday, Tuesday,, Thursday,
....., Saturday,

(b) January, February,,,
May, June,, August,,
October,, December.

II. Write *before* or *after* :

1. Sunday comes Monday
2. Thursday comes Wednesday.
3. April comes March.
4. November comes December.
5. We brush our teeth breakfast.
6. We wash our hands
and dinner.

III. Write *your* / *our* / *their* in the blanks:



We are students.


This is village.

These are neighbours.

Those are tractors.

Look at those men. They are milkmen.

They are taking cows to the shed.



WORK SHEET 2

I. Cross out the wrong word:

1. She is Henthoi. She is a/an doctor.



2. This/These is an aeroplane.



3. That is a/an eagle.



4. Those/That are flowers.




5. My friend has/have a small nose.



6. The butterfly is on/under the flower.



7. Geeta's hair is long/short.



II. Make new words by joining the picture and the words :

pet:



rain :



goes:



day:



WORK SHEET 3

Write the following words again and again in the blank columns

bat *cat* *hat*

Blank handwriting practice line

Blank handwriting practice line

Blank handwriting practice line

Blank handwriting practice line

Blank handwriting practice line

Blank handwriting practice line

Blank handwriting practice line

Blank handwriting practice line

Blank handwriting practice lines.

Blank handwriting practice lines.

Blank handwriting practice lines.

Blank handwriting practice lines.

Blank handwriting practice lines.

Blank handwriting practice lines.

Blank handwriting practice lines.

Blank handwriting practice lines.

Blank handwriting practice lines.

Handwritten words: *fat* *mat* *cat*

UNIT-II

3 MARY HAD A LITTLE LAMB



Mary had a little lamb.
Its fleece was white as snow;
And everywhere that Mary went
The lamb was sure to go.

It followed her to school one day,
That was against the rules;
It made the children laugh and play
To see a lamb at school.

- * The teacher should recite the poem with appropriate gestures and sound & the children should follow it.
- * Later on, the children should recite the poem on their own.

4 MY SCHOOL AND I

Answer these riddles:

1. I teach you in school and love you so,
I help you learn and
I help you grow.
I am your



2. In school, together we learn and we play,
and we grow together, day by day.
I am your



3. I water all the plants and make them grow,
I want to care for them, more and more.
I am the



4. I sweep away the dust for you
each day to make your school
clean for work and play.
I am your



5. Be not afraid. By now you should know me.
I guard your school from every foe.
I am your



6. I am your guide,
so sincere and true.
I sit in an office and I love you. I look after
the whole school.
I am your



EXERCISES

I. Complete the following sentences with the words given in the bubbles below:

(dog) (cow) (horse) (cat) (oxen)

1. She plays with her in the garden
2. He feeds his
3. The man is milking the
4. The man from the village drives his bullockcart with.....
5. She rides a

II. Select suitable words from lists A and B and put them together in the blank columns. Use *and*:

Example: bread and butter.

A	B	
hungry	cold	
birds	white	
black	thirsty	
hot	animals	

III. A. Complete the sentences with words given in the bubbles below:

stori-book

letter

film

picture

cake

1. Rina is baking a



2. Bina is writing a



3. David is reading




4. Paka is watching a



5. Kamala is drawing a



WORK SHEET 3



Each group has lost a member. Find it in the box and complete the group:

duster apple desk pigeon November
Tuesday goat car nine brother

Example : January March June November
 father mother sister

table chair bench

mango melon banana

eagle parrot crow

truck bus jeep










camel horse cow

teacher class blackboard

one five seven

WORK SHEET 4

I. Look at the pictures and name them. Three of the pictures begin with the letter A, three with the letter B and three with the letter C. Write under columns A, B and C:

  	  	  
A	B	C
<p>.....</p> <p>.....</p> <p>.....</p>	<p>.....</p> <p>.....</p> <p>.....</p>	<p>.....</p> <p>.....</p> <p>.....</p>

II. Now find nine new words in the text book beginning with D, E and F. Write them below:

D

E

F

.....

.....

.....

.....

.....

.....

.....

.....

.....

III. Say these after your teacher.

seat

sit

feet

fit

sleep

slip

heat

hit


sheep

ship

WORK SHEET 5

I. Match the animals in column A with words in the column B, as shown:

A



B

quack

bray

grunt

hiss

mew

trumpet

neigh

II. Now write sentences as in the example.

Use exercise - I:

Example : Birds sing

Asses Cats

Ducks Horses

Elephants Pigs

Snakes



III. Select suitable words from the box and fill in the blanks.

eating selling making reading buying

1. The children are potato chips.
2. Now they are sweets.
3. Rani is tea.
4. The shopkeeper is ice-cream.
5. His father is the newspaper.

IV. A. Add -ing to these words. Notice that from these words we drop the final e:


Example : bake - baking

bake come make write

B. Fill in the blanks with words taken from the cup:



1. The story is



2. The cups are



3. The roses are



4. The tea is



5. The cake is



C. Say these words aloud:

ir

girl

bird

shirt

dirty

ee

green

wheel

tree

free



WORK SHEET 7

Write the following words again and again in the blank columns

kite *fish* *tree*

Blank handwriting practice lines.

Blank handwriting practice lines.

Blank handwriting practice lines.

Blank handwriting practice lines.

Blank handwriting practice lines.

Blank handwriting practice lines.

Blank handwriting practice lines.

Blank handwriting practice lines.

Blank handwriting practice lines.

Blank handwriting practice lines.

Blank handwriting practice lines.

Blank handwriting practice lines.

Blank handwriting practice lines.

Blank handwriting practice lines.

Blank handwriting practice lines.

Blank handwriting practice lines.

Blank handwriting practice lines.


ball bottom box bottle

UNIT-III

5

BILLY AND TIGER

Rita has two pets.
One is Billy, the cat.
It has a nice tail.
The other is Tiger, the dog.
It has nice ears.
Tiger does not like cats.
Billy does not like dogs.
One day Rita gives them milk.
Billy comes to drink it.
Tiger too comes to drink it.
Billy runs away when Tiger comes.
Tiger drinks all the milk and Rita laughs.



6

TWO FRIENDS

Two friends, Nobin and Chandra were walking through a forest. At that time a bear appeared before them. Chandra turned and fled. He climbed up a tree and sat there, while Nobin remained standing. There was nothing for him to do. So he fell to the ground and acted as if he were dead.

The bear came up to Nobin and sniffed. Nobin even stopped breathing for a while.

The bear sniffed his face, thought he was dead and went away.


When the bear left, Chandra climbed down the tree and said, “What did the bear whisper in your ear?”

Nobin replied, “Someone who leaves his friend in time of danger is not a friend at all.”



EXERCISES

I. Read the following:



Billy's tail
Its tail



Tiger's ears
Its ears

II. Fill in the blanks with: *It, She, They.*



..... is Rita.



..... is a dog.



..... is a cat.



..... are animals.



90mm x 155mm

..... is milk.

III. Look at the pictures. Write the names of the animals under the pictures. Choose the names from the box:

monkey

tiger

lion

elephant



.....

.....

.....

.....

IV. Tell what the animals do by filling in the blanks. Choose the correct word from the box:

drinks

eats

runs

jumps



The monkey



The cow grass.



The tiger after the deer.



The cat milk.

V. Answer the questions :

- a) How many pets does Rita have ?
- b) What is the name of the dog ?
- c) What is the name of the cat ?
- d) Do the dog and the cat like each other ?
- e) Who drinks all the milk ?

VI. Join the words and form new words :

rain	+	coat	_____
milk	+	maid	_____
pea	+	cock	_____
basket	+	ball	_____
flower	+	pot	_____
wall	+	clock	_____
sun	+	glass	_____

VII. Complete each sentence by choosing the right word

- (a) Nobin and Chandra were walking through a
(village, forest)
- (b) The bear sniffed Nobin's (nose, face)
- (c) The bear thought Nobin was (dead, alive)

VIII. Fill in the blanks by choosing appropriate words given in the box:

a lion coal a fox a tree blood

1. as tall as
2. as red as
3. as clever as
4. as black as
5. as brave as

IX. Fill in the blanks by choosing appropriate words given in the box:

busy light cool dry fresh

1. as as dust.
2. as as a rose.
3. as as a bee.
4. as as a cucumber.
5. as as air.

X. Say these words with the help of your teacher:

busy	dizzy	puzzle	muzzle	easy
cries	prize	rise	lies	size
zebra	zoo	zero	zigzag	zip

XI. Repeat after the reading of your teacher and write:

chew

plain

invite

.....

.....

.....

wide

suit

fire

.....

.....

.....

XII. Pick the odd word out:

playing

football

running

walking

cats

cakes

ice-creams

buns

calling

shouting

speaking

garden

mouth-organ

boys

girls

children



XIII. Answer the following questions:

- a) Who appeared before Nobin and Chandra in the forest ?
- b) What did Chandra do when the bear appeared ?
- c) What did Nobin do when the bear appeared ?
- d) Do you think that Chandra is a true friend ?

XIV. Cross the odd word out :

Apple	Mango	Papaya	Rose
Milk	Bread	Water	Tea
Tomato	Pea	Meat	Radish
House	Car	Van	Scooter
Tiger	Parrot	Wolf	Elephant

WORK SHEET 7

I. Look at the pictures and write a sentence against each. Use the words in the box.

Follow the example:

teacher newsreader photographer
dancer cricket-player

Example : *I am going to become a painter.*



Priya :



Jaya :



Kiran :



Modhu :



Henthoi :



II. What do you want to become ?

.....

WORK SHEET 8

Read the following words:

China	singing	train	aeroplane
running	car	shawl	Shri Lanka
shirt	India	trousers	sari
sleeping	reading	playing	Bhutan
Nepal	bus	Jeans	

A **car** is a means of **transport**.

Running is an action.

China is a **country**.

A **shirt** is an item of **dress**.

Now write the words under the right headings.

Dress	Action	Country	Transport
.....
.....
.....
.....
.....

WORK SHEET 9

Look at the pictures and say why everybody is sad. See the example first:

Example :


Geeta
the onions. (get)
Geeta did not get
the onions.




1. Linthoi's mother
..... her purse. (bring)
She cannot buy new clothes.



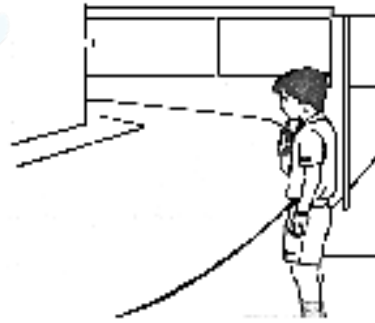
2. Mani well. (play)
His team lost the match.



3. Kulajit his
home work. (do)
His teacher tells him
to do it.



4. Kamal a seat
in the bus. (get)
He is going to school on foot.



WORK SHEET 10

Write the following words again and again in the blank columns

flower pencil candle

<i>Wednesday</i>	<i>Wednesday</i>

Blank handwriting practice lines.

Blank handwriting practice lines.

Blank handwriting practice lines.

Blank handwriting practice lines.

Blank handwriting practice lines.

Blank handwriting practice lines.

Blank handwriting practice lines.

Blank handwriting practice lines.

Blank handwriting practice lines.

Handwritten practice lines showing the word "Wednesday" written twice in cursive script.

Blank handwriting practice lines.

Blank handwriting practice lines.

Blank handwriting practice lines.

Blank handwriting practice lines.

Blank handwriting practice lines.

Blank handwriting practice lines.

Blank handwriting practice lines.

Blank handwriting practice lines.

Blank handwriting practice lines.

Handwriting practice lines showing the word "Friday" written twice in cursive script.

UNIT-IV

7

MY KITE

Flip, flap! Flip, flap!
 Rises my kite,
 Up and up in the sky,
 That is so blue and bright.
 Flip, flap! Flip, flap!
 Goes my kite,
 Sometimes to my left,
 And sometimes to my right.
 Flip, flap! Flip, flap!
 Flies my kite,
 High and high above
 It fills me with delight.



- * The teacher should recite the poem with the appropriate gestures and sounds & the children should follow it.
- * Later on, the children should recite the poem on their own.

8 FRIENDS PLAY SKIPPING

Shanti meets Rita. They greet each other. Shanti is going to meet friends. They are going to play together. Rita wants to join their play. Shanti tells Rita that her friends are Bobby, John, Sunni and Lima.



Rita wants to play marbles. She knows how to play it very well. But Shanti wants to play skipping. She says, 'You join us. You must play what we play.' Rita wonders how boys will play skipping. She smiles and says, 'All right, I too will play skipping.'

The friends come with a skipping rope. Bobby is holding it. At this Rita laughs. Shanti gets angry. She asks, ‘What harm is there when boys play skipping? We too play boys’ games. Rita keeps quiet.



EXERCISES

I. Put the letters in order to make words :

og..... nik oli

edb..... kilmyks

puc atm abll

II. Count and write :

An example : one cup– many cups

One Many (put 's' to many)

III. Look at the pictures and fill in the blanks. Use the words given in the box:

smiling

crying

playing



The baby is



Langlen is



Rosy is

IV. Match the pictures with the sentences with the help of lines:



They are playing football.



They are playing cricket.



They are playing hockey.



They are playing table-tennis.

V. Let us play with words:

Fill in the blanks making use of the pictures:

(1) It is a small creature.



(2) You need it to buy things.



(3) You write with it.



(4) You live in it.



(5) It is a busy creature.



(6) You light it.



VI. Complete the given sentences.

The first one is done for you :

(1) *He is going to play.*



(2) He is going



(3) He is going



(4) She is going



(5) He is going



(6) He is going



**VII. Now rewrite the sentences you have written in
IV above as shown in No. 1:**

1. She is playing.
2. She is
3. She is
4. She is
5. She is
6. She is



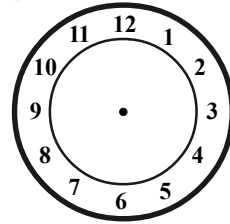
- VIII. (a)** Who are Shanti's friends ?
- (b)** What does Rita want to play ?
- (c)** What does Shanti want to play ?
- (d)** What do the friends play ?

IX. Answer the following questions. Write your answers and show time against it. The first one is done for you. Work in pairs:


1. When do you get up on school days ?
I get up at six o'Clock in the morning.




2. When do you have your breakfast ?
.....



3. When do you start for school ?
.....

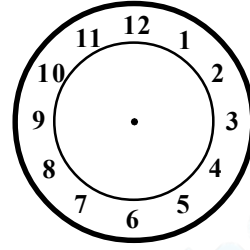


4. When do you come back from school ?
.....



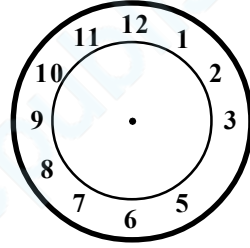
5. When do you play ?

.....



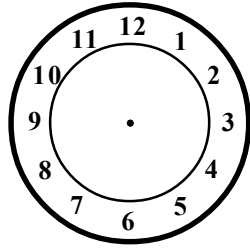
6. When do you read story books ?

.....



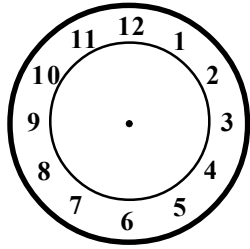
7. When do you go to bed ?

.....




8. When do you get up on holidays ?

.....



WORK SHEET 11

Tolhal and Chandra are looking at their school time-table. The time-table for Monday looks like this:



Monday

9.15 -	9.45-	10.30-	10.45-	11.30-
9.45 a.m.	10.30 a.m.	10.45 a.m.	11.30 a.m.	12.15 p.m.
English	Hindi	Break	Mathematics	Manipuri

Chandra : When do we have Manipuri tomorrow ?

Tolhal : We have Manipuri at

Chandra : Do we have Mathematics before Manipuri ?

Tolhal : Yes, we have Mathematics at

Chandra : When do our classes begin tomorrow?

Tolhal : Our classes begin at


Chandra : When do we have our Break ?

Tolhal : We have our break at

Chandra : Thank you, Tolhal. We meet at nine tomorrow morning. Bye.

WORK SHEET 12

Do you know ?



Question : Who was the first Prime Minister of India ?

Answer : Pandit Jawaharlal Nehru.

Here are some answers that Thoibi gives. You are Tomal. Ask her questions using 'who' and the words in brackets:

1. **Tomal** : (the author of Gitanjali)

Thoibi : Rabindra Nath Tagore.


2. **Tomal** : (the first President of India)

Thoibi : Dr. Rajendra Prasad.

3. **Tomal** : (the lady known as the nightingale of India)

Thoibi : Sarojini Naidu.

4. **Tomal** : (the first men to climb Mount Everest)
Thoibi : Hillary and Tenzing.
5. **Tomal** : (the captain of our cricket team now)
Thoibi: Mahendra Singh Dhoni.
6. **Tomal** : (the first Indian to go into space)
Thoibi: Rakesh Sharma.
7. **Tomal** : (the first Indian to win the world chess title)
Thoibi : Vishwanathan Anand.
8. **Tomal** : (the first Indian woman to win an Olympic medal in weight lifting)
Thoibi: K. Malleswari.



WORK SHEET 13

Write the following words again and again in the blank columns

This is a flower.

Blank handwriting practice lines.

Blank handwriting practice lines.

Blank handwriting practice lines.

Blank handwriting practice lines.

Blank handwriting practice lines.

Blank handwriting practice lines.

Blank handwriting practice lines.

Blank handwriting practice lines.

Tha. in a month.

These
are
the

Blank handwriting practice lines.

Blank handwriting practice lines.

Blank handwriting practice lines.

Blank handwriting practice lines.

Blank handwriting practice lines.

Blank handwriting practice lines.

Blank handwriting practice lines.

Blank handwriting practice lines.

Blank handwriting practice lines.


Handwritten text: Those are mammals.

UNIT-V

9

MICKY MOUSE

Micky on a railway,
Picking up stones;
Down came an engine,
And broke Micky's bones
"Ah?" said Micky,
"That's not fair."
"Oh!" said the engine-driver,
"I don't care!"



- * The teacher should recite the poem with appropriate gestures and sounds & the children should follow it.
- * Later on, the children should recite the poem on their own.

10 THE SHOP ASSISTANT



Chongloi's father Jonathan had a grocery shop. In it were sold rice, sugar, milk powder, tea leaves, onion, biscuits, cereals and many other things needed in a kitchen. It was the only grocery shop in the area. Many people came to buy things. After coming back from school, Chongloi helped her father in the shop. It was difficult for him to sell things alone.

One day she was helping him. There was a rush. Kim too came to buy things. She wanted sugar. Chongloi gave a packet of salt. She thought it to be sugar. There was no label on it.



At home Kim prepared tea. She gave the tea to her father. She did not take the tea. Her father cried aloud, “Kim, have you taken the tea? Is it tasty?” Kim drank it. She shot out her tongue. She had put salt in the tea.

EXERCISES

I. Answer the following questions :

- a) Where was Micky ?
- b) What was Micky doing on the railway ?
- c) What happened to Micky when the engine came down ?
- d) What did the engine driver say to Micky ?


II. Fill in the blanks with '*before*'/ '*after*'

- a) eating my food, I wash my hands.
- b) brushing my teeth, I take my breakfast.
- c) sleeping, I pray to God.
- d) returning from school, I do my homework.
- e) reaching school, I sit in the class.

III. Answer the following questions:

- (1) Who owned the grocery shop ?
- (2) Who helped Jonathan in selling things ?
- (3) Who came to buy sugar ?
- (4) What did Chongloi give Kim ?
- (5) At home, what did Kim prepare ?
- (6) What did Kim put in the tea ?

**IV. These things are sold in the grocery shop.
Tell what these are by filling in the blanks:**



These are



This is an



This is a



It is



It is

V. Match the words in group 'A' with those in Group 'B' to tell about the shop:

A	B
1) Too many people came 2) Chongloi helped her father 3) Kim wanted 4) Chongloi gave Kim	to sell things. to buy sugar. a packet of salt. to buy things.



WORK SHEET 14

A Bicycle



I. Answer these questions :

Write 'Yes, I can;' or 'No, I can't' whichever is correct in your case.

1. Can you speak English ?

.....

2. Can you sing a song ?

.....

3. Can you read and write Hindi ?

.....

4. Can you cook rice and curry ?

.....

5. Can you ride a bicycle ?

.....

II. Write three sentences to say what you cannot do.

Example : I can't swim.

1.

2.

3.

WORK SHEET 13

Write the following words again and again in the blank columns

A bunch of keys.

Blank handwriting practice lines.

Blank handwriting practice lines.

Blank handwriting practice lines.

Blank handwriting practice lines.

Blank handwriting practice lines.

Blank handwriting practice lines.

Blank handwriting practice lines.

Blank handwriting practice lines.

UNIT-VI

© BOSEM Not to be republished

11

LET'S HELP EACH OTHER

We can help each other at work and at play
And we can grow together day by day.
Some of us can dance, some others can sing
And some find doing sums the easiest thing!
So, if you know how to dance teach me.
I can sing and teach you how to sing!
You can teach me sums and I'll teach you to play
Together we could grow, and go a long way!

* The teacher should recite the poem with appropriate gestures and sounds & the children should follow it.


* Later on, the children should write the poem on his own.

12

BOYS HELP MOTHER

Tony is a boy. He is twelve years old. He has two younger brothers. They are Boboi and Samson. Every morning, they go to school together. Their father's name is Chaoba Kabui and mother's name is Leima. They love their parents and obey them. Chaoba and Leima work hard and earn money for their children. Tony is reading in class VII. Boboi is reading in class V and Samson is reading in class III. They read their lessons and do home-work regularly. They eat, play, study and sleep on time. In examinations, they always get good marks. It makes their parents very happy. On Sundays and holidays, the boys help their parents in house-hold works. Tony helps his father in cutting grass and watering flowers. Boboi and Samson help their mother in washing clothes and cleaning the house. In the evening, they talk and watch TV together.






1. *Colour the picture.*

EXERCISES

II. Complete the sentences below. Take help of the pictures given below :

- (1) Chaoba is eating an cr m.
- (2) His father is drinking t
- (3) His mother is reading the n ... ws p r.
- (4) His sister is in the garden. She is collecting dry l v ... s.
- (5) His friend is riding a b ... cy



III. Select words from the box and fill in the blanks:

watching blowing looking
swaying flying chirping

- (1) The boys are kites.
- (2) The wind is
- (3) The boys are the rain.
- (4) The mango tree is in the wind.
- (5) Tomba is after his uncle's son.
- (6) The birds are



IV. Put (✓) tick mark on the three things from the list that you ought to do and cross the rest.

- (1) Throw all rubbish into the dustbin.
- (2) Leave dusty footprints on desks and chairs.
- (3) Pluck flowers and leaves from the garden.
- (4) Not to shout and scream in the class.
- (5) Wish people when you see them for the first time during the day.



V. Match the words that go together:

Example : cold water

a healthy	clothes
a faithful	bed
a comfortable	cow
lovely	servant



VI. Answer the following :

- a) How do you go to school ?
- b) When do you go to school and come back from there?
- c) What do you wear at school ?
- d) What is the name of your school ?
- e) How far is your school from your house ?

VII. Fill in the blanks with *they, them* and *their*:

..... are brothers.


Papa loves

Leima is mother.



VIII. Complete the sentences:

(1) Papa puts up the



(2) Boboi waters the



(3) Mama sweeps the



(4) Papa cuts



(5) Boboi and Samson do



IX. Look at the pictures and fill in the blanks:

These are the boys' shoes.

Papa them.






These are washed clothes.
Mama them.



These are roses.
Papa them.



These are plates.
Mama them.



This is food.
Mama it.

X. Fill in the blanks with *is* or *are*:

- (1) The names of the boys Tony, Boboi and Samson.
- (2) The name of the father Chaoba.
- (3) The name of the mother Leima.
- (4) They Leima's sons.
- (5) Leima their mother.
- (6) The book mine.
- (7) The pens his.
- (8) A cow a useful animal.
- (9) Monkeys noisy.
- (10) Birds singing.



XI. Answer the questions :

- (1) How many brothers does Tony have ?
- (2) What are the names of Tony's parents ?
- (3) Which class is Tony reading in ?
- (4) Which class is Samson reading in ?
- (5) What do the boys do on Sundays and holidays ?
- (6) How do Boboi and Samson help their mother ?

XII. Match the words in column A and Column B and form new words.

A	B
Door	Water
High	Cover
Bed	Vase
Tea	Gloves
Safety	Pot
Hand	Way
Flower	Pot
Tap	Knob- doorknob
Table	Sheet
Ink	Pin

WORK SHEET 14

a. Describe the weather. Work in pairs:

Question : What is the weather like today ?

Answer : It is hot today.

Ask the above question again and give answers.
Use “It is” and the words given below.

cold warm sunny
cloudy windy

b. Write the sentences you have answered to complete the following sets of sentences.

Example : a. It is hot today.
 b. Let us not wear our jerseys.

1. a.

b. Let us wear our jerseys.

2. a.

b. Let us carry our umbrellas.

WORK SHEET 15



Write sentences to complete the following sets of sentences :

3. a.
b. Let us go for a swim.
4. a.
b. Let us not wait for the sun.
5. a.
b. Let us not climb the hill.



WORK SHEET 16

Write the following words again and again in the blank columns

The boys are playing balls.

Blank handwriting practice lines.

Blank handwriting practice lines.

Blank handwriting practice lines.

Blank handwriting practice lines.

Blank handwriting practice lines.

Blank handwriting practice lines.

Blank handwriting practice lines.

Blank handwriting practice lines.

<i>A bunch of grapes.</i>

UNIT-VII

13


CROSSING THE ROAD

Want to cross
A busy road ?
Watch out how
The traffic goes.

Cars and buses
Coming fast,
Wait a bit and let
Them pass.



‘Look right and left,’ the saying goes
‘Then smartly walk across the road.’



- * The teacher should recite the poem with appropriate gestures and sounds & the children should follow it.
- * Later on, the children should recite the poem on their own.

14 THE PICNIC OF MY FAMILY

Sunday is a holiday. Papa and Mama do not go to office on this day. I also don't go to school on this day. Our family has merry plans on Sundays. Last Sunday, Papa, Mama, my elder brother and I went to our nearby hillside for a picnic. I had lots of fun. On the way, I met my friends, Tony, Malang, Mema, Chonchon, Romi and Tasmin. They were also with their parents.

I hiked with my parents and brother along the foothill. We also tracked through a narrow path. Then we arrived at a park. From there we climbed up the hill. The red track steeply ran up the hill. I saw beautiful flowers blooming. They were hanging down the branches of the tall trees. They were orchids. Papa said, "The orchids grow on the branches of the trees". Bees were humming. Shinning butterflies were flying flapping their wings. Many birds were hopping, chirping and flying. Pigeons, bulbuls, robins and doves were flying. A beehive was hanging from a branch of a big tree. Bees produce honey. I love honey. Papa said, "Bees build their hives on the top of trees." Mama said, "Planting trees helps them. They got their food from the flowers". We came back home in the evening.

EXERCISES

I. Complete the following sentences with the words given in the bubbles :

aeroplane

truck

van

bus

rickshaw

1. My mother goes to market by
2. We go to school by
3. I travel with my parants to Delhi by
4. The man drives a.....
5. We went to Andro for a picnic by

II. The following are *birds* and *insects*.



List them under columns A and B given below :

A
(Birds)

.....
.....
.....
.....

B
(insects)

.....
.....
.....
.....

III. Use words to fill in the blanks taking hints from the pictures:

Picture of children (boys and girls) climbing a tree and sitting on its branches.

Picture of children and parents planting trees and flowering plants, Picture of children watering the plants.



1. Our teachers build a camp at the
2. We climb the tree and on its branches.
3. I plant many kinds of and with my parants in our garden.
4. Mary and her brother are the plants.

IV. Fill in the blanks of the following sentences using the appropriate words given in the bubbles :

Songbirds

hummingbirds,

their,

my,

his

1. sing merrily.
2. hum sweetly.
3. They love parents.
4. I play with friends.

WORK SHEET 17



I. Put the right word in each blank to match the number:

two feet
one.....

three
one child

one
four teeth

One goose
three

two
one woman

four mice
one

four sheep
one

two knives
one.....

five calves
one.....

One box
many.....

one
three cities

one fly
five

One family
two

One
three oxen

One glass
four

II. Use word forms that tell of more than one : drop 'a' and 'an':

a. A cow is an animal.
..... are



b. A plate is a round dish.
..... are



c. A lotus is a flower.
..... are



d. A fly is an insect.
..... are



e. An orange is a round fruit.
..... are



WORK SHEET 18



Read this sentence :

The sun (rises/sets/falls) in the east.

Which word in the bracket will you choose ?

‘Rises’ sounds correct.

Read the sentence now:

The sun rises in the east.

Choose the word that sounds right and rewrite each sentence.

1. Clouds (fly/run/sail) across the sky.

.....

2. We (see/feel/taste) with our eyes.

.....

3. Iron (floats/sinks/swims) in water.

.....

4. Stars (twinkle/travel/tremble) at night.

.....

5. Rain (falls/shoots/flies) from the clouds.

.....

6. I can (feel/see/touch) the moon.

.....

7. We (write/draw/paint) with a pen.

.....

8. The train (walks/runs/stays) on rails.

.....



WORK SHEET 19

Write the following words again and again in the blank columns :

sample yarn real e

Blank handwriting practice lines.

Blank handwriting practice lines.

Blank handwriting practice lines.

Blank handwriting practice lines.

Blank handwriting practice lines.

Blank handwriting practice lines.

Blank handwriting practice lines.

Blank handwriting practice lines.

Blank handwriting practice lines.


Learn you play football ?

UNIT-VIII


15

ACTING


It's fun to be this,
It's fun to be that,
To leap like a lamb,
To climb like a cat.



To hop like a frog,
To swim like a fish,
To trot like a horse,
To fly like a bird.



I can act
And copy them all,
But none of them
Can copy me at all.



- * The teacher should recite the poem with appropriate gestures and sound & the children should follow it.
- * Later on, the children should recite the poem on their own.

16

LET ME GROW

A woodcutter comes to cut down a big tree. Many birds have their nests on the tree. Ripe fruits hang from the branches.

The woodcutter is about to hack the tree. He is lifting his axe. At this time the tree cries out, “Don’t cut me down, let me grow!”

The wood cutter says, “I need you. I must cut you down.”

“Don’t you love the birds in the nests on my branches? Where will they live without me ? Won’t you eat my fruits ?” asks the tree.

The woodcutter hears the words. He stands still thinking for a moment.

The birds on the branches fly out twittering. Ripe fruits fall down. The woodcutter hears and sees them. He comes to his senses. He feels ashamed of his foolish act. He lowers his axe and goes away.



The tree is happy and the birds are joyous. The fruits are smiling. The tree thanks the woodcutter. He says silently, "Let me grow."

EXERCISES

I. A. Complete these words using or/er:

farm

doct

sweep.....

sail

teach

sing

B. Who are the following ?







II. A. Say these words aloud with your teacher:

yes desk yellow she pen
red he left leg we

B. Pick out the silent letters in these words:










Example : Knitting k

wrong hour doubt sandwiches

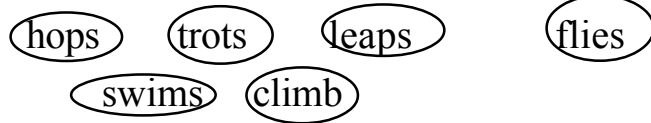
III. Use *was* or *were* in the blanks:

1. The doctor is at home now. In the morning he
at the hospital.
2. It is evening. The children are in the playground.
In the morning they at school.
3. Bira is in Jatra's room. In the morning he in
the playground.
4. Yesterday our teachers in the
playground.
5. Jatra and his friends too in the playground.

III. Match the words and the pictures:

a stick		
a bowl		
four eggs		
a cake		
a bush		

IV. Fill in the blanks of the following sentences with the appropriate words given below in the bubbles :



1. The frog by the side of the pond.
2. The horse on the path.
3. The cat..... the tree.
4. The lamb..... in the meadow.
5. The fish in the pond.
6. The bird..... in the sky.

V. Complete the following sentences with words selected from your lesson :

1. The woodcutter comes to cut down a
2. He feels ashamed of.....
3. The fruits are ripe and
4. The tree is
5. The birds are

WORK SHEET 20

Fill in the blanks with suitable words from the box:

hid

blew

played

put

screamed

went

laughed

Ibohal and Kunjo to a party.

Ibohal went as a policeman. Kunjo as a thief.

The two of them a trick.

Kunjo himself. Ibohal out the

lights and a whistle. Kunjo jumped

out. All the guests It was a joke.

Everybody

WORK SHEET 21



*Pick out the matching parts from B.
Write them against each item under A:*

A

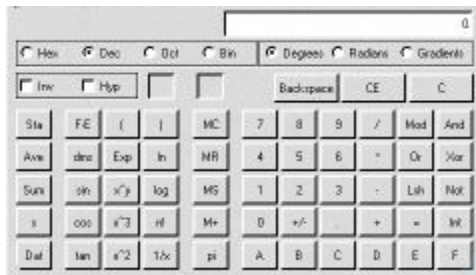
Mahatma Gandhi
He lived
He helped people
In his free time,
He said that people
He also said

B

he read many books.
was a lawyer.
that everyone is equal in the eyes of God.
a simple life.
and the whole country.
must work with their own hands.

Now read all the sentences above:

WORK SHEET 22



Try this interesting trick:

1. Think of any number and write it down.
2. Take away 2 from it.
3. Multiply the answer by 3.
4. Add 12 to the answer.
5. Divide the answer by 3.
6. Add 5 to the answer.
7. Now take away the number you first thought of.

What do you get ? It is 7.

With the help of your teacher, try this with another number and the answer will be 7.

Wonderful, isn't it ?

Example :

7

$$7-2=5$$

$$5 \times 3 = 15$$

$$15 + 12 = 27$$

$$27 \div 3 = 9$$

$$9 + 5 = 14$$

$$14 - 7 = 7$$

WORK SHEET 12

Write the following words again and again in the blank columns

A row of trees.

Blank handwriting practice lines.

Blank handwriting practice lines.

Blank handwriting practice lines.

Blank handwriting practice lines.

Blank handwriting practice lines.

Blank handwriting practice lines.

Blank handwriting practice lines.

Blank handwriting practice lines.

Blank handwriting practice lines.

A school of fish.

UNIT-IX

17

WEE WILLIE WINKIE

Wee Willie Winkie runs through the town,
Upstairs and downstairs, in his nightgown;
Rapping at the window, crying through the lock,
'Are the children in their beds ?
For now it's eight o'clock.'



- * The teacher should recite the poem with appropriate gestures and sounds & the children should follow it.
- * Later on, the children should recite the poem on their own.

18 I AM LUCKY ENOUGH

What makes me lucky enough

1. I go to school



2. I have toys.



3. I can read.



4. I can write.




4. I can play.



5. I have friends.



I. These are vegetables and fruits. List them under A & B:



A

(vegetables)

.....
.....
.....
.....

B

(fruits)

.....
.....
.....
.....

II. Use words to fill in the blanks taking hints from the pictures:




1. The shopkeeper is vegetables.
2. They are tea.
3. John is
4. He is a mango.
5. The boy is in the field.

III. Complete the sentences using words in place of pictures:

1. Thoibi and her  are in the garden.

2. Her  is with them too.

3. There are  and  in the garden.

4.  are flying over the trees.

5. A  is sitting on a flower.

IV. See the change in the words in one and more than one:



a dog



four dogs

We add 's' to mean many.



.....



.....

V. Fill in the blanks:



.....



.....



.....


.....



.....

.....





COLOUR THE PICTURES

WORK SHEET 25

Fill in the blanks. Then match the pictures with the statements:

Example : The boy is (hold) a ball.
The boy is holding a ball.

- (i) Children are
(make) paper boats.
Some of them are
..... (play) in the rain.



- (ii) Tomba is
(swim). His sister is
..... (get) ready to
jump into the pool.



- (iii) It's very cold. Chaoba
and his sister are
(wear) woolen clothes.
They are
(sit) near the fire.



WORK SHEET 26

Write appropriate words in the blanks:

What when where who why



- (a) are you always laughing ?
(b) I like to laugh.



- (a)are you ?
(b) I am a carpenter.



3. (a) do you go to bed ?
(b) I go to bed early.



4. (a) is your best friend ?
(b) My mother is my best friend.



5. (a) are my glasses ?
(b) In your shirt pocket, sir.

UNIT-X

19

NOW IS MARCH

Students - Good morning, Miss.

Teacher - Good morning, children. Sit down.

Students - Thank you, Miss.

Teacher - Children, what day is today ?

Students - Today is Monday.

Teacher - And what is the month ?

Students - *(They look at each other)*

Teacher - The month is March. Repeat-March.

Students - March.

Teacher - Your class started in February. What is the month before it ?

Students - January.

Teacher - How many months make a year ?

Students - Twelve months make a year.

Teacher - So, what are they ? We will say them together.

Students - January, February, March, April, May, June, July, August, September, October, November, December.

Teacher - Do you wear sweaters now ?

Students - No, Miss.

Teacher - No, you don't.

Because it is not winter. You do not feel cold. In Manipur winter begins from October and continues upto February. You don't see snow falling. You can



see it in Simla. We shall go for an excursion there in winter and see it. Do you bring umbrellas or rain coats ?

Students - No, Miss.

Teacher - You don't bring them because it is not raining. The rainy season in Manipur starts from June and continues for about four months or so. There is heavy rainfall in this season. Do you want to play in the rain?



Students - Yes, Miss.

Teacher - What, if you get sick ? What do you see in your garden these days ?

Students - Flowers.



Teacher - Yes, there are flowers, new shoots and new leaves. Birds sing. Every object of nature is happy. You too are happy and want to sing. It is spring. This season will be followed by Summer. It is the elder sister of the rainy season. It is always there looking at its sister lovingly. By the end of October leaves start to fall. Autumn sets in; and winter follows it.



20

OUR MOTHERLAND

We are born in Manipur. It is a state of India. It is a very beautiful land. Every morning when we wake up, we see hills surrounding it on all sides. There are many communities living together here. Some live in the hills. Some live in the valley. We like this place because of its different groups of people. Our motherland is like a garden of various kinds of flowers. All the groups of people are beautiful and healthy.

We have many festivals in Manipur. Some of these festivals are Lui-ngai-ni, Kut, Gangnai, Yaosang, Durga Puja, Lai-Haraoba, Christmas and Idul-fiter. We enjoy various kinds of food during these festivals. The trees, the flowers, the birds, the hills, the rivers, the green fields and Loktak Lake and the Dzuko Valley are charming to us.

We are all children of Manipur. We are bright, beautiful, brave, jolly and friendly. In the school, we all love one another. We all play together. We fight, we fall, we win, we lose, we cry and we laugh together. We love all our friends. For all these, we love our motherland.

EXERCISES

I. Answer the following questions :

- a) What is the name of your country ?
- b) What is the name of your state ?
- c) Name five festivals of Manipur.
- d) What do you do at the school with your friends ?
- e) What do you enjoy during festivals ?

II. Read the sentences given below and write the possible question against each answer. One is done for you.

Ans : My name is Mira.

Q. What is your name ?

a) Ans : I am fine, thank you.

Q.

b) Ans : My father's name is Gopal.

Q.

c) Ans : I go to school every day at 8 A.M.

Q.

d) Ans : My father is a doctor.

Q.

- e) Ans : They are 365 days in a year.
Q.
- f) Ans : The boys are playing in the field.
Q.
- g) Ans : Yes, I can help you.
Q.
- h) Ans : They know each other.
Q.
- i) Ans : I have gone to my friend's house.
Q.
- j) Ans : I'll not come to school tomorrow.
Q.

III. Mark (✓) for the right answer and (✗) for the wrong answer:

1. You wear sweaters in summer.
2. You see snow in Manipur.
3. In Manipur there is heavy rainfall in winter.
4. In autumn leaves fall.
5. Children like to play in the rain.

IV. Pick the odd ones out :

December	June	August	Friday
cold	hot	warm	water
sweater	shawl	umbrella	raincoat

V. How do you manage your life in winter ?

Write the answer in three sentences. Use the following pictures :



.....

.....

.....

VI. Complete the following sentences with words from your lesson:

1. Manipur is a beautiful place consisting of a valley and the.....
2. The various communities of people living in Manipur are beautiful and

3. Some of the festivals of Manipur are Kut, Gangnai, Yaosang, Durga Puja, Lai. Haraoba, Christmas, Idul-fiter and
4. The children of Manipur are bright, beautiful, jolly and

VII. Match the words in column A with those in column B :

A	B
1. The trees, the flowers, the hill and the green fields	are jolly.
2. The people of Manipur	are attractive.
3. I like	each other
4. We play	sweets
5. We fight with	together

VIII. Develop a story from the following :

1. Hoi hoi invites her four class mates at her home for Christsmas.
2. Abem, Len, Mustafa and Athanba are the classmates of Hoi hoi.
3. Tomorrow is Christsmas.
4. They happily accept her invitation.

.....

WORK SHEET 27

Look at the pictures. Ask questions using the word *doing* and answer them:



Example:

What is John doing ?

He is watching T.V.

1. the shopkeeper ?
He



2. What Riyaz ?
..... pulling his ears.



3. What Rita ?
..... on the
mouth organ.



4. What Mangi ?
..... behind the bush.



WORK SHEET 28



How many colours are there in our national flag ? Find them in this box:

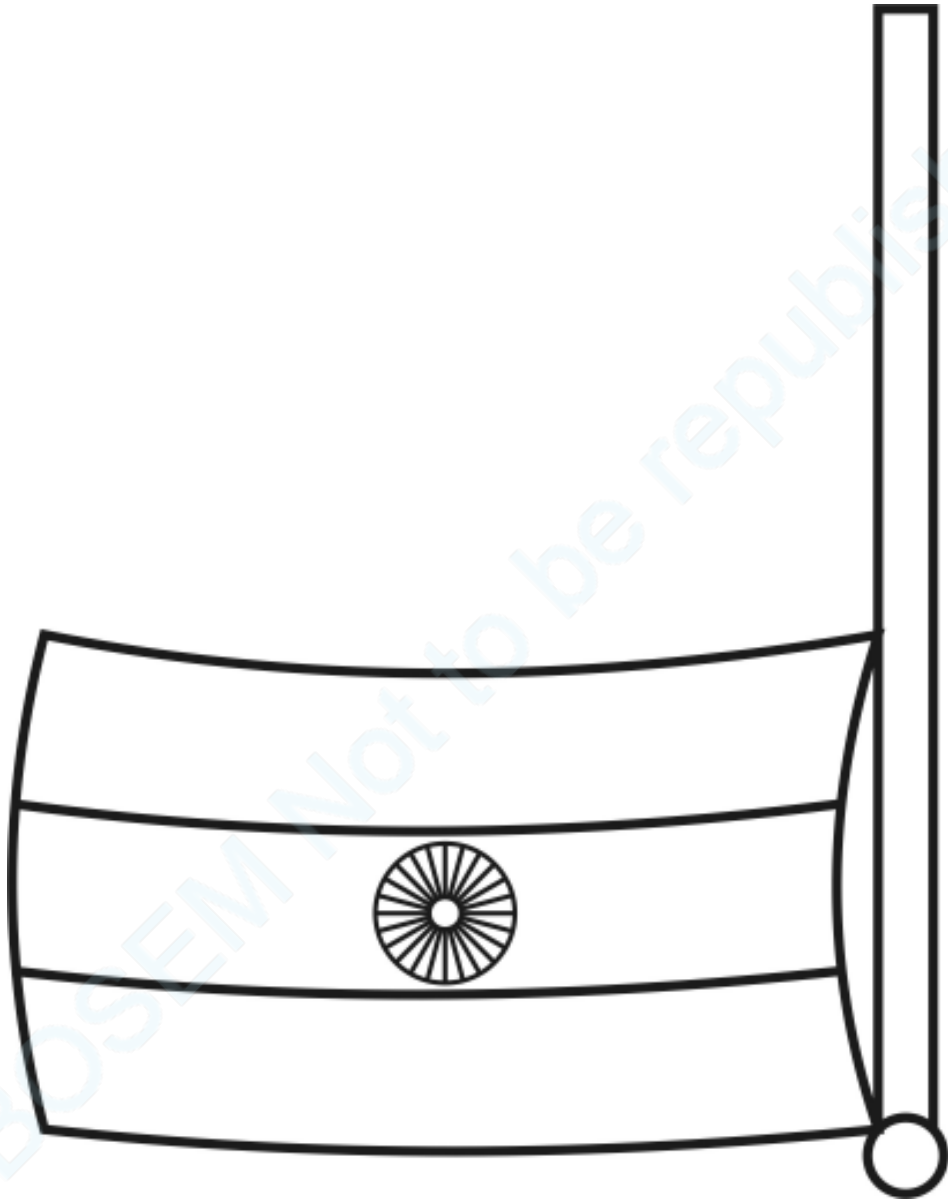
G	A	X	E	A	F	G	L
E	J	L	B	O	M	R	O
O	P	W	H	I	T	E	A
D	H	C	X	W	L	E	K
S	A	F	F	R	O	N	M
K	I	B	G	N	Z	Q	C

Write them in the correct order :

.....

.....

.....



And now colour the flag :

**A
COMPOSITE
MODERN ENGLISH TEXT-BOOK
CLASS-II**

WRITERS

**Phurailatpam Iboyaima Sharma
Dr. Wahengbam Ibempishak Devi**



**BOARD OF SECONDARY EDUCATION
MANIPUR**

Class 2 English

Children
learn
all
these ...

One TWO
Buckle My Shoe

Sings songs / rhymes
with action.

Writes simple
words such as
'pen', 'bus', 'ear',
'before', 'between' etc.



Identifies
characters and
sequence of a story.



Responds to questions
related to stories, in English /
home language / signs orally
and through writing.

Participates
in role-play in
English.



Makes requests, uses
greetings and polite
forms of expression
in English.

Responds to English
words, greetings,
polite forms of
expression.

Uses words
related to size
and shape such
as 'big', 'small',
'round', etc.



Writes short
sentences with
spacing between
words.



Identifies
different sounds
in letters / words.



Asks
questions on
things and events
around him / her.



Expresses his/ her opinion
about the characters in
stories, English / home
language/signs.



National Council of Educational
Research and Training (NCERT)
Sri Aurobindo Marg, New Delhi 110016

CONTENTS

Unit I

Lesson 1.	My self	1-2
Lesson 2.	Self-Help	3-18

Unit II

Lesson 3.	Marry Had A Little Lamb	19-20
Lesson 4.	My School and I	21-34

Unit III

Lesson 5.	Billy and Tiger	35-36
Lesson 6.	Two Friends	37-52

Unit IV

Lesson 7.	My Kite	53-54
Lesson 8.	Friends Play Skipping	55-72

Unit V

Lesson 9.	Micky Mouse	73-74
Lesson 10.	The Shop Assistant	75-83

Unit VI

Lesson 11.	Let's Help Each Other	84-85
Lesson 12.	Boys Help Mother	86-99

Unit VII

Lesson 13.	Crossing The Road	100-101
Lesson 14.	The Picnic of My Family	102-111

Unit VIII

Lesson 15. Acting 112-113

Lesson 16. Let me grow 114-123

Unit IX

Lesson 17. Wee Willie Winkle 124-125

Lesson 18. I am Lucky Enough 126-135

Unit X

Lesson 19. Now is March 136-139

Lesson 20. Our Motherland 140-148

© BOSEM Not to be republished